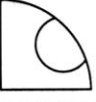

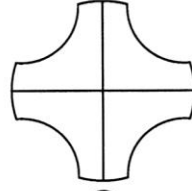
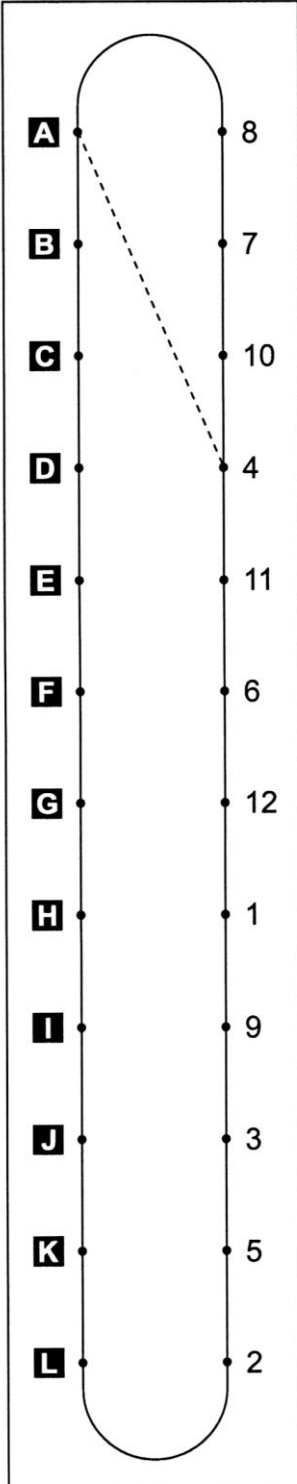


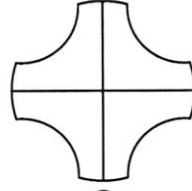

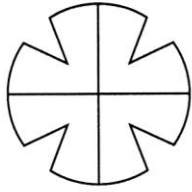


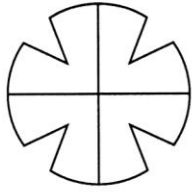

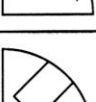

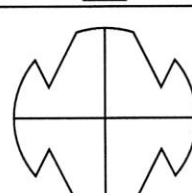
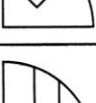

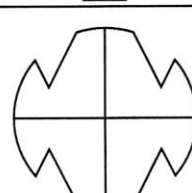
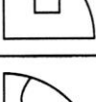
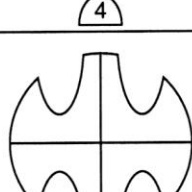
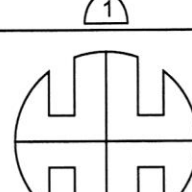
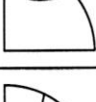
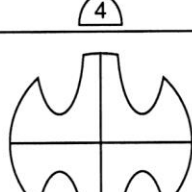
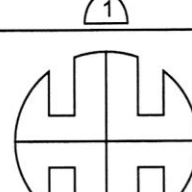

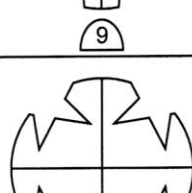
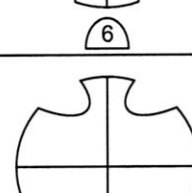

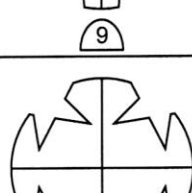
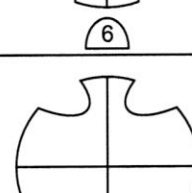

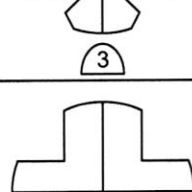
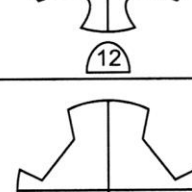



Falt- und Schneiderätsel 1

Welche Figur entsteht jeweils, wenn du ein zweimal gefaltetes rundes Blatt an den markierten Linien durchschneidest und dann aufklappst? Suche zu jeder Aufgabe von **A** bis **L** die passende Lösung. Schreibe die zugehörige Lösungszahl in das Feld unter der Aufgabe. Zeichne dann im Kontrollfeld eine gerade Linie von dem Aufgaben-Buchstaben zur Lösungszahl.

Aufgaben		Lösungen		Kontrollfeld
A	 <input type="text" value="4"/>			
B	 <input type="text"/>			
C	 <input type="text"/>			
D	 <input type="text"/>			
E	 <input type="text"/>			
F	 <input type="text"/>			
G	 <input type="text"/>			
H	 <input type="text"/>			
I	 <input type="text"/>			
J	 <input type="text"/>			
K	 <input type="text"/>			
L	 <input type="text"/>	